



## Engineered for the film industry

### The Rogue Waves UHF Downconverter with internal bandpass filter

Designed to improve RF performance the DC-PRO has the option of upto two internal bandpass filters that are operated by a button on the unit to switch between modes. Being able to remove interference from wifi and mobile phones the filtering is imperative for any location be it a city centre or studio complex.

### Key points

- 1.98-2.7GHz
- Internal bandpass filtering
- Hi / Lo gain switch
- Manual LO option
- 9-40v input range

### Bandpass Options (S-Band)

- 2.0-2.1GHz
- 2.2-2.3GHz
- 2.2-2.4GHz
- 2.5-2.7GHz

### The Helios range

The Helios range from Rogue Waves is designed from years of experience in broadcast and film industries using wireless systems, we have specifically constructed each component to be practical for the unpredictability of a film and TV set, while keeping it rugged and lightweight at the same time.

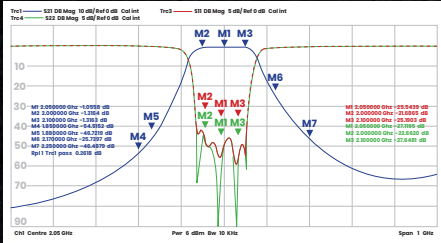
Using 10bit 422 sampling and bonded with low latency HEVC encoding allows for an exceptional video signal to be carried through the air with no visual loss, even when transmitting HDR or Camera native log images (S-Log, C-Log, 3G10, etc.)

A license upgrade allows the Helios\* to transform into a 4K UHD system, using a 12G input from professional film and broadcast cameras.

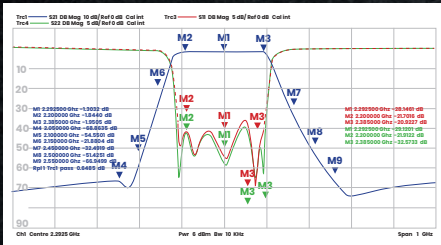
\*specific products only




## Narrowband View of 2.0-2.1GHz Filter



## Narrowband View of 2.2-2.4GHz Filter



## Dimensions



RF	
Frequency Range (RF)	1980-2700MHz
RF Input Power (dBm)	Maximum 1mW (0dBm) in low gain
Output P1dB	+20dBm (high gain), +3dBm (low gain)
Output IP3	+33dBm (high gain), +16dBm (low gain)
Output Frequency (IF)	180-900MHz @ 1800MHz LO 80-800MHz @ 1900MHz LO 100-820MHz @ 2800MHz LO 150-870MHz @ 2850MHz LO 200-920MHz @ 2900MHz LO
Gain (Switchable)	18dB nominal (low gain) 43dB nominal (high gain)
Noise Figure @ 25oC	3.5dB (high gain)
LO Frequency (MHz) (Switchable)	1850MHz (DEFAULT), 1800MHz, 1900MHz, 2800MHz, 2850MHz, 2900MHz, CUSTOM
LO Setting Accuracy @ 25oC	±2.0ppm
LO Frequency Stability (-40...+85oC)	±1.0ppm
LO Frequency Stability (Aging)	±1.0ppm/year
Phase Noise @ 1850MHz LO	-91dBc/Hz @ 1kHz -107dBc/Hz @ 10kHz -104dBc/Hz @ 100kHz

Electrical Specification	
Dimensions (mm) (LxWxH)	176x69x26mm without bracket 195x69x36mm with bracket and connectors
Current Consumption (mA at 9Vin)	400mA (Low Gain), 450mA (High Gain)
Power Consumption (Watts)	3.5-4.1W nominal

Connectors	
Input Connector and Impedance	N-Type female 50Ω
Output Connector and Impedance	BNC, 75Ω

Mechanical Specification	
Size (WxDxH)	113 x 88 x 27 mm
Enclosure Material	Milled Aluminium
Enclosure Colour	Black Anodised
Mounting Options	Bracket attached to bottom (see section 5)
Mass (grams)	515grams (with bracket) 480grams (without bracket)
IP Rating	IP65

\* Subject to change